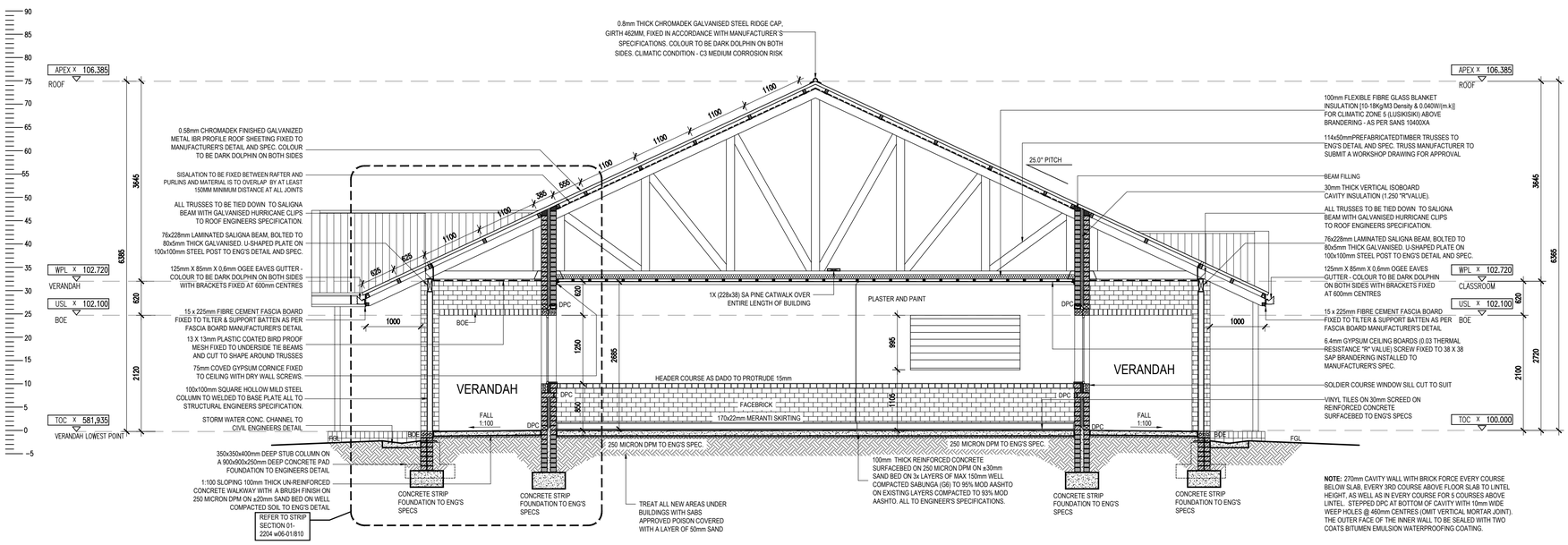

SECTION A-A
SCALE 1:50

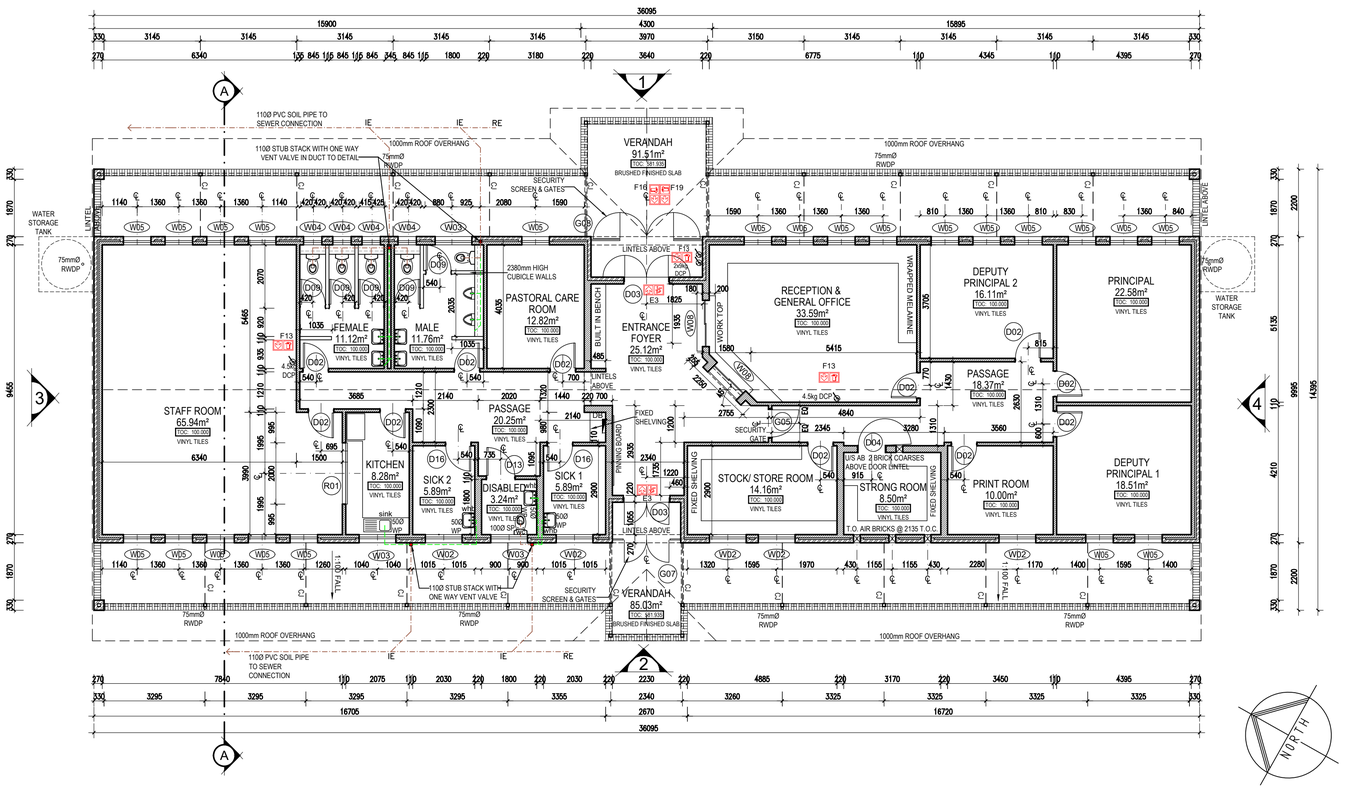

FLOOR PLAN
SCALE 1:100

NOTES

- ALL WORKS TO COMPLY WITH SANS 10400, XA AND 204
- FOR ALL PREFABRICATED BUILDING COMPONENTS, THE MANUFACTURER MUST SUBMIT SHOP DRAWINGS FOR COMMENT / REVIEW AND OR APPROVAL FROM THE PROFESSIONAL TEAM

INTERNAL WALLS -
ALL WATER, ELECTRICAL AND GAS INSTALLATIONS TO BE DISCUSSED AND AGREED ON SITE PRIOR TO ERECTION OF WALLS.

WATER, ELECTRICAL AND GAS INSTALLATIONS TO BE BUILT INTO FACE BRICK WALLS WHERE NEEDED AS NO CHASING CAN BE DONE AFTER CONSTRUCTION THEREOF

NO SURFACE MOUNTED SERVICES ARE ALLOWED, APPROPRIATE "S/S 1216 COMPOSITE PIPE" TO BE USED WHEN PIPING IS INSTALLED WITHIN WALLS AND FLOOR SLABS. INSTALLATION TO BE DONE BY CERTIFIED GAS INSTALLER.

FURNITURE -
FOR LOOSE AND FIXED FURNITURE REFER TO FURNITURE SCHEDULE AND JOINERY DRAWINGS.

STORM WATER
POSITION OF TANKS AND CONCRETE RAINWATER CHANNEL TO SUIT SITE CONDITIONS AS PER SITE LAYOUTS TO ACCOMMODATE STORMWATER AND OVERFLOW, TO CIVIL ENG'S DESIGN AND DETAIL

TRUSS
TRUSS MANUFACTURE TO SUBMIT A WORKSHOP DRAWING FOR APPROVAL

NO.	DATE	REVISION	DRAWN
A	2017-02-02	ISSUED FOR MEASURE	SG
B	2017-02-16	ISSUED FOR INFORMATION	SG
C	2017-06-22	1. COLUMN ADDED ON NORTH-EAST VERANDAH 2. FOUNDATION CHANGED FROM RAFT TO STRIP FOUNDATION 3. ROOF PLAN ADDED w02-01/202 4. ROLLER SHUTTER ADDED TO RECEPTION	SG
D	2017-07-27	1. TOP OF CONCRETE LEVEL CHANGED 2. ISSUED FOR MEASURE	SG
E	2017-08-10	1. TOP OF CONCRETE LEVEL REVISED. 2. ISSUED FOR MEASURE	SG
F	2017-12-07	1. FIRE WALL AND FIRE DOOR D17 ADDED TO ADMIN. 2. D16 ADDED TO SICK ROOMS. 3. ROLLER SHUTTER R02 AND FIXED WINDOW W08 REPOSITIONED. 4. ROOF TRUSS SPECIFICATION REVISED. 5. CHROMODEK ROOF SHEETING THICKNESS SIZE REVISED. 6. CONSTRUCTION JOINT SHOWN ON VERANDAHS. 7. TOP OF CONCRETE REVISED. 8. ISSUED FOR INFORMATION.	SG
G	2018-03-19	1. TOP OF CONCRETE LEVEL REVISED. 2. VINYL TILES CHANGED TO VINYL SHEETING. 3. ISSUED FOR MEASURE	SG
H	2021-03-01	ISSUED FOR INFORMATION 1. ADDED PASTORAL ROOM, REDUCED AREA IN STAFF ROOM AND RECEPTION 2. ROOF CHANGED TO GABLE END 3. CHANGED ROOF PITCH TO 25° 4. CHANGED 330 x 330mm VERANDAH COLUMNS TO 100 x 100mm STEEL POSTS	DW MM
J	2022-07-08 2022-04-13 2021-08-17	ISSUED FOR MEASURE ISSUED FOR INFORMATION 1. ADDED 2x9KG DCP 2. DWG NO. CHANGED FROM 1617 TO 2204	DW
AA	2022-08-18	ISSUED FOR MEASURE - SEE REV J i. LEVELS INDICATED USING 100.000 AS T.O.C.	DW

ISSUED FOR APPROVAL

KEY

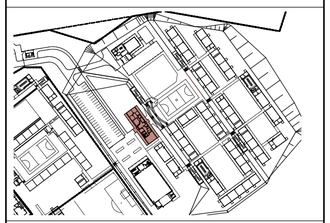

PSP

ARCHITECT

- mpande -
consultants
architects & project managers
13 Cumberland Street, Mthatha
P.O. Box 7180
Mthatha, 5100
Tel: 047-532-5382
Fax: 086-648-2131
18 Louw Geldenhuys Drive,
Emmarentia, Johannesburg
P.O. Box 91924
Auckland Park, 2006
Tel: 011-486-2623
Fax: 086-648-1935
Email: mpande@archiden.co.za

ARCHITECTURAL PROFESSIONAL SACAP NUMBERS:
H.L. MANTEL SACAP 3045

IMPLEMENTED BY

INDEPENDENT DEVELOPMENT TRUST

	SIGNATURE	DATE	SHEET SIZE A1
DESIGNED			SCALE 1:100
DRAWN	SG		STATUS LEGEND
VERIFIED	-	-	I = INFORMATION FA = FOR APPROVAL T = TENDER C = CONSTRUCTION AB = AS BUILT
VALIDATED	-	-	

CLIENT: Province of the EASTERN CAPE EDUCATION

IMPLEMENTING AGENT: idt

PROJECT
DOE PORTFOLIO PROGRAMME
ESTABLISHMENT OF NEW SCHOOLS
HILLBROW - SENIOR SECONDARY SCHOOL
PROVINCE: EASTERN CAPE PROVINCE

DRAWING TITLE
ADMINISTRATION (LARGE)
FLOOR PLAN & SECTION (BLOCK S-A)

DRAWING DESCRIPTION
ADM1-W

Stand Co-Ordinates:

EWS NUMBER	DISCIPLINE	DRAWING NUMBER	STATUS	REVISION
200500293	ARCH	2204 w02-01/200	FA	AA